

R&S® SAM100 SYSTEM AMPLIFIER



A perfect combination of high power,
large bandwidth and low noise



Product Brochure
Version 01.00

ROHDE & SCHWARZ

Make ideas real




AT A GLANCE

The R&S®SAM100 system amplifier is an ultrawideband microwave amplifier with a frequency range from 2 GHz to 20 GHz. With up to 20 W of power, outstanding linearity and very good noise characteristics, it is highly suitable for use as a compact system amplifier in a variety of test setups and system configurations. It is an excellent alternative to tube amplifiers and multifrequency band systems consisting of individual amplifiers.

Thanks to its high linearity, the ultrawideband microwave amplifier is ideal for developing and testing RF components. In test setups with generators, frequency analyzers or network analyzers, it acts as a driver or booster and amplifies the measurement signals. The R&S®SAM100 compensates for line losses, increases the dynamic range, and can be used as a driver for characterization and testing of power components such as transistors, filters and frequency splitters.

With its compact, modular design, the R&S®SAM100 system amplifier fits perfectly in a 19" rack. Its form factor also allows installation in PXI frames. The digital control interface makes it especially suitable for integration in automatic test systems.

The input and output connectors are compatible with a variety of RF connector systems, including 2.92 mm and 3.5 mm. The arrangement of the RF connectors makes it easy to integrate the R&S®SAM100 system amplifier into every circuit and system structure.



FEATURES

- ▶ Frequency range: 2 GHz to 20 GHz
- ▶ Output power: 20 W
- ▶ High, broadband gain with low noise and excellent linearity
- ▶ Suitable for AM, FM, PM, ϕ M, multitone and OFDM
- ▶ Manual operation or remote operation via digital control interface
- ▶ Withstands overtemperature and mismatch at the RF output
- ▶ Three-year warranty

BENEFITS

Intuitive controls

- ▶ page 4

One amplifier for many applications

- ▶ page 6

Easy and flexible control and operation

- ▶ page 7


Developed with experience and competence

- ▶ page 8



INTUITIVE CONTROLS

FRONT VIEW



REAR VIEW



SAM100
 ID: 5358.9005K50-100806-vX
 SYSTEMVERSTAERKER
 CE
 MSIP-REM-RnS-
 ESSZU1XG

Rohde & Schwarz GmbH & Co. KG
 Muehldorfstrasse 15
 81671 Munich
 Germany

	RF LED	Ready LED
Power supply on		Yellow (Y)
Amplifier ready		Green (G)
Over temperature		Y/G blinking
Amplifier overload	Yellow	Green
Interlock open	Yellow blinking	Green
RF On	Green	Green

Fans

RF input

ONE AMPLIFIER FOR MANY APPLICATIONS

Highly versatile

The R&S®SAM100 system amplifier is a small, compact amplifier designed for developers and integrators of RF components and systems. With up to 20 W, the amplifier delivers the required power where it is needed, compensating for system losses and increasing the available power in RF and microwave test systems. The large bandwidth of 2 GHz to 20 GHz allows users to replace multiple small-bandwidth amplifiers by a single instrument.

The R&S®SAM100 system amplifier can be used as a preamplifier for high-power tube amplifiers. It can also be deployed as a transmit antenna amplifier, for example to verify the RF shielding effectiveness of EMC test chambers and to determine the screening attenuation of building materials and structures. Its lightweight and compact design makes it ideal for mobile use.

Extremely high power density with outstanding RF characteristics

The R&S®SAM100 is a lightweight, rugged and extremely compact microwave amplifier with very high power density. State-of-the-art microwave circuit design with advanced gallium nitride high electron mobility transistor (GaN HEMT) technology and high-performance heat sinks with heat pipe technology enable power levels up to 20 W with a very low noise power density of $\ll -100$ dBm (1 Hz) over a one-decade bandwidth. The optimal class A bias point provides excellent linearity with high gain over the entire frequency range. With its exceptionally low noise factor versus bandwidth and high gain, this microwave amplifier considerably improves the system noise factor and dynamic range. Integrated protection circuits safeguard the amplifier against overtemperature and mismatch at the RF output.

Compact and modular design

The R&S®SAM100 system amplifier is supplied with a compact external power supply unit for lab deployment. A 19" mounting frame is available for integration in measuring systems with 19" racks. The mounting frame occupies four height units and can accommodate up to three R&S®SAM100 system amplifiers. The RF connectors are arranged to enable easy integration of the R&S®SAM100 in every system. Under certain conditions, installation in PXI frames is also possible. An assembly kit is provided for this purpose.

EASY AND FLEXIBLE CONTROL AND OPERATION

Easy operation of the instrument

In the lab, the R&S®SAM100 is switched on and off using the buttons on the instrument. Two LEDs indicate the operating state and instrument state.

Remote control via digital control interface

The R&S®SAM100 can be remotely controlled via a digital control interface, providing all relevant control and status signals, as well as lines for interlock and mute functions.

The R&S®SAM100 can be switched on and off by a digital control line. The "Continuous On" control line enables automatic restart of the R&S®SAM100 after a power interruption.

The operating status is indicated by "Amplifier Ready", "Error" and "Interlock Status" signal lines. The digital control interface is specially designed for integration in automatic test systems. If remote control is not desired, a dummy plug on the interface port closes the interlock loop.




Interlock and mute functions

The interlock function facilitates integration in interlock loops. It is designed as a floating interface with a built-in 24 V power source. The interlock function blocks the RF output within a few microseconds after the interlock loop is opened. Once the interlock loop is closed, the full RF power is again available at the output.

For the mute function, an interface is provided to which a pulsed control signal can be applied. A rising edge switches on the R&S®SAM100 within 120 µs, while a falling edge switches it off within 12 µs.

The mute input is ground-referenced and compatible with voltages from 0 V to 5.5 V (TTL level). The RF output is blocked when a high-level voltage is applied. Full RF power is again available when the voltage drops below 1.5 V.

The R&S®SAM100 system amplifier enters into power save mode if the RF output is blocked more than 30 seconds.

Status display by front panel LEDs			
Status	Ready LED		RF LED
Power on		yellow	—
Amplifier ready		green	—
Overtemperature		yellow/green, blinking	—
Amplifier overload		green	 yellow
Interlock open		green	 yellow, blinking
RF on		green	 green

DEVELOPED WITH EXPERIENCE AND COMPETENCE

Outstanding expertise in amplifier development based on decades of experience

Rohde&Schwarz has decades of experience in developing reliable solid-state power amplifiers for sound and TV broadcast transmitters, rugged broadband amplifiers for EMC, and high-quality T&M in the gigahertz range.

Our market leadership in amplifier and T&M equipment is based on outstanding functionality, advanced design, high quality and reliability since 1933. With the R&S®SAM100 system amplifier, Rohde&Schwarz is entering the high frequency range up to 20 GHz and offering compact, reliable solid-state power amplifiers for maximum user benefits.

State-of-the-art RF design

The use of state-of-the-art design and simulation programs during development, the use of power semiconductors from internationally leading manufacturers, and the decades of experience of Rohde&Schwarz engineers in developing amplifiers result in the most advanced amplifier design currently available. Semiconductor dies directly bonded onto printed boards make it possible to achieve high output power in the frequency range from 2 GHz to 20 GHz, effectively preventing the parasitic effects caused by housed transistors.

Series production in the most advanced plants in Europe

The R&S®SAM100 system amplifiers are series-produced in the most advanced plants in Europe. The Rohde&Schwarz plants offer superior manufacturing depth. From precision mechanical engineering and metalworking to printed board production and final assembly, all manufacturing steps are united under one roof. Automated final test rigs ensure that only products that comply with specifications leave the plant.

Rohde & Schwarz Teisnach plant



SPECIFICATIONS IN BRIEF

Specifications in brief

RF specifications

Frequency range	continuous	2 GHz to 20 GHz
Nominal output power	2 GHz to 20 GHz	20 W (43 dBm)
Nominal output load		50 Ω
Output power (P_{sat})	2 GHz to 3 GHz	min. 17 W (42.3 dBm)
	3 GHz to 4.5 GHz	min. 26 W (44.1 dBm)
	4.5 GHz to 8 GHz	min. 20 W (43 dBm)
	8 GHz to 13.5 GHz	min. 15 W (41.8 dBm)
	13.5 GHz to 19.5 GHz	min. 10 W (40.0 dBm)
Output power at 1 dB compression point (P1dB)	19.5 GHz to 20 GHz	min. 9 W (39.5 dBm)
	2 GHz to 3 GHz	min. 7 W (38.5 dBm)
	3 GHz to 4.5 GHz	min. 12 W (40.8 dBm)
	4.5 GHz to 6 GHz	min. 10 W (40.0 dBm)
	6 GHz to 10 GHz	min. 8 W (39.0 dBm)
Gain	10 GHz to 14.6 GHz	min. 6 W (37.8 dBm)
	14.6 GHz to 16.2 GHz	min. 4 W (36.1 dBm)
	16.2 GHz to 19.5 GHz	min. 6 W (37.8 dBm)
	19.5 GHz to 20 GHz	min. 5 W (37.0 dBm)
	at 15 GHz	47 dB (nom.)
Gain flatness		± 4.5 dB
Noise figure		< 8.0 dB (nom.)
Harmonics	at 1 dB compression output power	< -20 dBc
	at 1 dB compression output power - 3 dB	< -25 dBc
Spurious	carrier offset > 100 kHz, depending on AC adapter	-80 dBc (nom.), max. -70 dBc
Nominal forward output power	at VSWR \leq 2:1	continuous, without foldback
	at VSWR > 2:1	continuous, with gradual foldback of output power, depending on load impedance
Output mismatch protection, VSWR		100%, without damage
Input		
Nominal input load		50 Ω
Input level	at nominal output power	-4 dBm
Input VSWR	at 50 Ω	max. 2:1
Maximum input level	RF cable	+15 dBm
	DC	0 V
Connectors		
RF input	front panel	2.92 mm/3.5 mm female
RF output	rear panel	2.92 mm/3.5 mm female
Remote control		
Control connector		9-pin D-Sub plug (digital I/O)
User interface		
Local LED display		ready LED, RF LED
General data		
Operating voltage	external AC adapter, power cable with low-temperature connector and country-specific plugs	100 V to 240 V AC \pm 10%, single phase, 50 Hz to 60 Hz \pm 6%
Air cooling		forced air, built-in fans
Environmental conditions		
Temperature range	operating temperature	0°C to +40°C
	storage temperature	-20°C to +70°C
Humidity		+25°C/+40°C cyclic, 95% relative humidity, non-condensing

Specifications in brief		
Altitude	operating altitude	up to 2000 m
	storage altitude	up to 4600 m
Mechanical load capacity of desktop models	vibration, sinusoidal	5 Hz to 55 Hz, 0.15 mm amplitude, > 55 Hz to 150 Hz, 0.5 g acceleration, in line with EN60068-2-6
	vibration, noise	effective acceleration ≤ 1.2 g, 10 Hz to 300 Hz, 0.003 g ² /Hz acceleration spectral density, in line with EN60068-2-64
Dimensions (W × H × D)	shock	18 sawtooth shocks, each 40 g in 11 ms, in line with EN60068-2-27 and MIL-STD-810E method 516.4, procedure I
	including fans and corner bumpers, integratable in PXI frame	121 mm × 100 mm × 150 mm (4.8 in × 3.9 in × 5.9 in)
Weight	without external power supply	3 kg (6.6 lb)

All parameters are specified at +25°C and 50 Ω input and output impedance.

ORDERING INFORMATION

Designation	Type	Configuration No./Order No.
Base unit		
System amplifier, 2 GHz to 20 GHz, 20 W output power (P_{sat})	R&S®SAM100	SAM100-0220-20
Required extras		
Adapter 2.92 mm	R&S®SAM-B102	5358.2900.02
Adapter 3.5 mm	R&S®SAM-B103	5358.2900.03
Desktop kit	R&S®ZR-SAM-D	5358.2930.02
Frame mounting kit	R&S®ZR-SAM-R	5358.2923.02
Option		
19" frame for up to 3 × R&S®SAM100	R&S®ZR-SAM-F	5358.2917.02

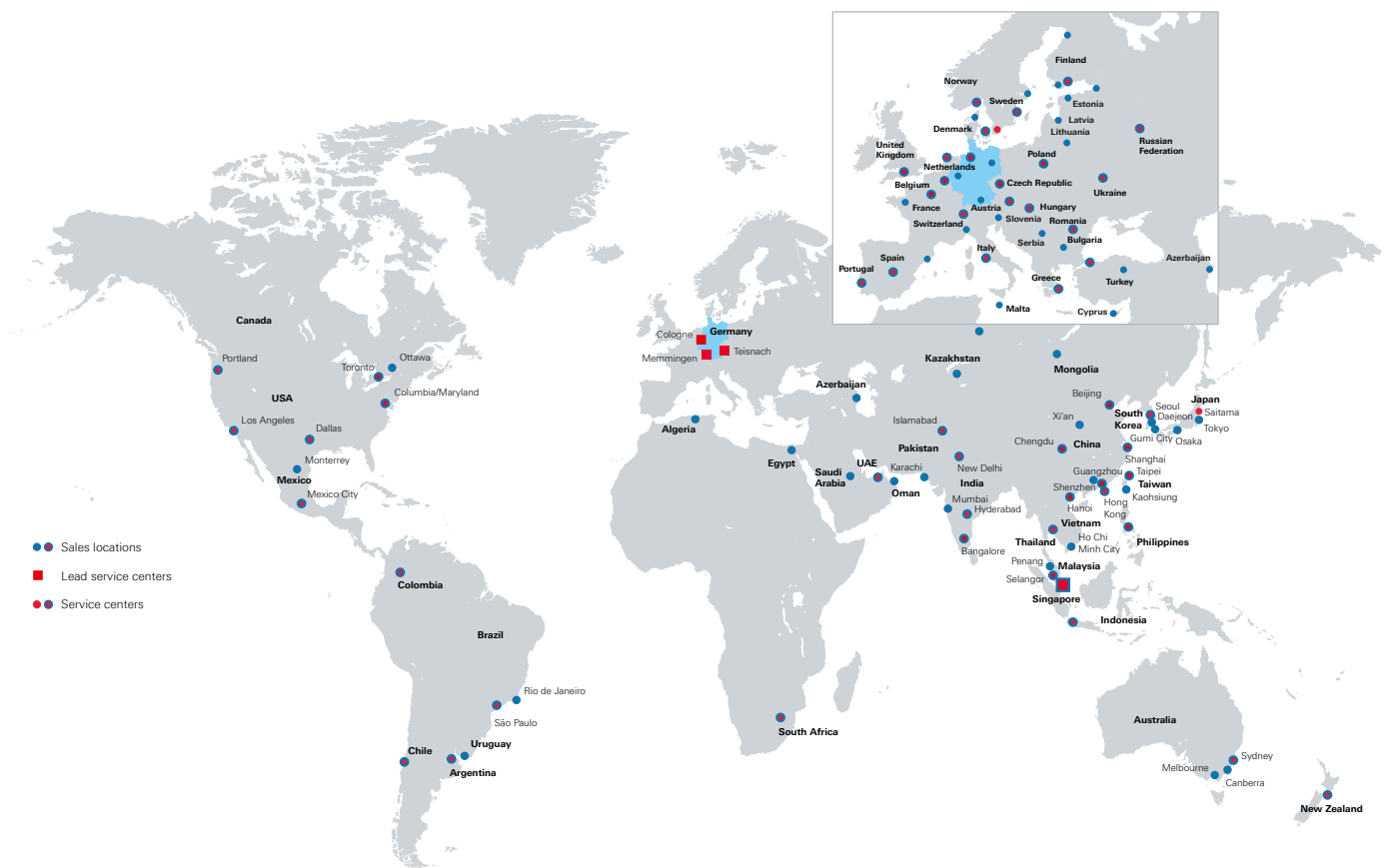
Your local Rohde & Schwarz expert will help you to determine the optimum solution for your requirements. To find your nearest Rohde & Schwarz representative, visit www.sales.rohde-schwarz.com

FROM PRE-SALE TO SERVICE. AT YOUR DOORSTEP.

The Rohde & Schwarz network in over 70 countries ensures optimum on-site support by highly qualified experts.

User risks are reduced to a minimum at all stages of the project:

- ▶ Solution finding/purchase
- ▶ Technical startup/application development/integration
- ▶ Training
- ▶ Operation/calibration/repair



Service that adds value

- ▶ Worldwide
- ▶ Local und personalized
- ▶ Customized and flexible
- ▶ Uncompromising quality
- ▶ Long-term dependability

Rohde & Schwarz

The Rohde & Schwarz electronics group offers innovative solutions in the following business fields: test and measurement, broadcast and media, secure communications, cybersecurity, monitoring and network testing. Founded more than 80 years ago, the independent company which is headquartered in Munich, Germany, has an extensive sales and service network with locations in more than 70 countries.

www.rohde-schwarz.com

Sustainable product design

- ▶ Environmental compatibility and eco-footprint
- ▶ Energy efficiency and low emissions
- ▶ Longevity and optimized total cost of ownership

Certified Quality Management
ISO 9001

Certified Environmental Management
ISO 14001

Rohde & Schwarz training

www.training.rohde-schwarz.com

Rohde & Schwarz customer support

www.rohde-schwarz.com/support

